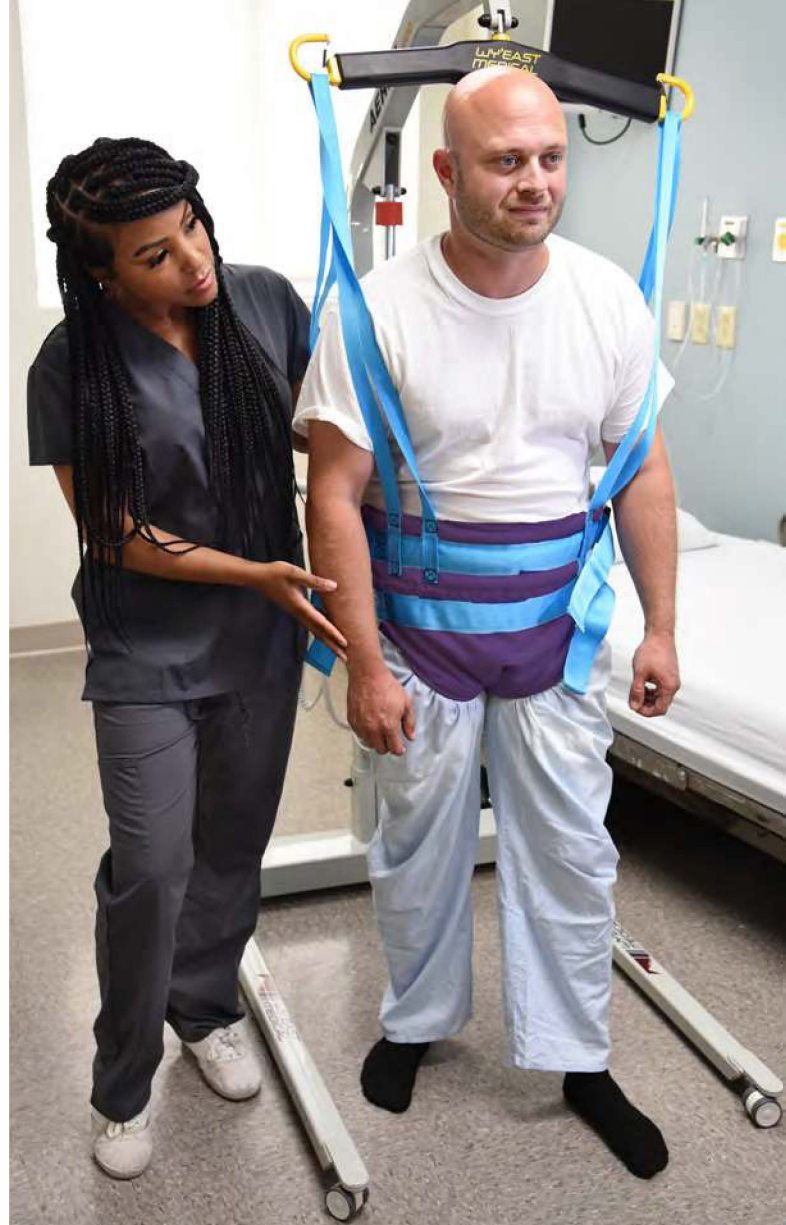




# WALKING SLINGS

The Walking Sling and Walking Pants offer two distinct types of support for ambulation and balance training. The walking pants offer increased support for larger patient's while the walking sling has increased adjustability for varying body types and weight bearing capacities. Both versions are available in reusable, wipeable and disposable configurations.



Part Number	WALKPLA-(Size) / WALK-(Size) / WALKPLASPU-(Size) / WALKSPU-(Size)
Reusable or Patient Specific	Reusable and Disposable
Available Sizes	• XXXS, • XXS, ◦ XS, • S, • M, • L, • XL, • XXL, • XXXL
Weight Capacities	XXXS through XL - 660 lb. SWL / XXL and XXXL - 1100 lbs. SWL.
Available in Loop/Clip Configurations	Multi-Loop 
Available Materials	 PolyWeave, Wipe Down, Woven Polyester (SPU)
Uses	Balance Training, Gait Training / Ambulation



**UNITY-HEALTHCARE SOLUTIONS 25967  
CONIFER RD. CONIFER, CO 80421 PH:  
303-838-7320 ~ Fax: 303-838-4550 [http://  
www.unity-healthcare.com/](http://www.unity-healthcare.com/)**